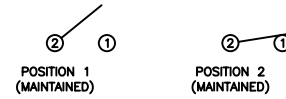


SCHEMATIC



SPECIFICATIONS

FUNCTION:
1P1T OFF-ON

RATINGS:
ANSI/UL 1054:
20A 125VAC [cURus]
16A 250VAC [cURus]
1/3HP 125/250VAC [cURus]
3/4HP 125/250VAC [cURus]

EN 61058-1:2002 and DIN/VDE 0630:2003-03 (40017440):
16(4)A 250V~ 1E4 μ T85/55 [ENEC10, VDE]
20(8)A 250V~ 1E4 μ T125/55 [ENEC10, VDE]
10(2)A 250V~ 5E4 μ T85/55 [ENEC10, VDE]

CONTACT RESISTANCE:
Initial: 20mΩ Max.

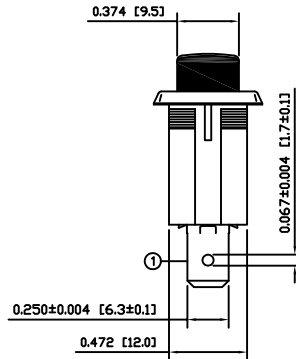
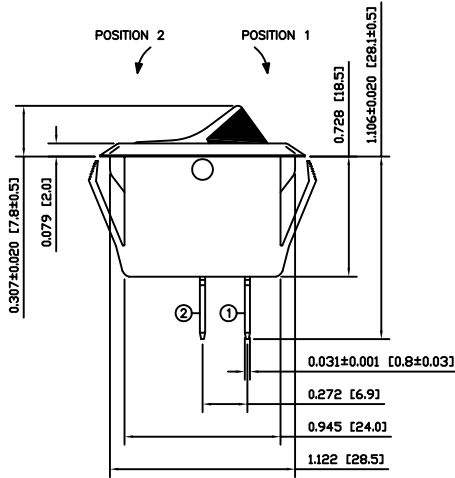
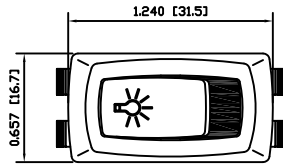
INSULATION RESISTANCE:
100MΩ Min. at 500VDC

DIELECTRIC STRENGTH:
1,000VAC for 1 Minute

ELECTRICAL LIFE:
6,000 Cycles [cURus]
10,000 Cycles [ENEC10, VDE: 16(4)A 250V~]
50,000 Cycles [ENEC10, VDE: 10(2)A 250V~]

TEMPERATURE:
Operating: -20°C to 105°C [cURus]
Operating: 0°C to 85°C [ENEC10, VDE: 16(4)A 250V~]
Operating: 0°C to 125°C [ENEC10, VDE: 20(8)A 250V~]

APPROVALS:



COLORS AND MARKINGS

BODY:
Black

ACTUATOR:
Black/Red

MARKINGS:
Bulb Vertical (Z11)

MARKING COLOR:
White

MATERIALS

BODY:
Polyamide 6/6 (PA66), UL94 V-2

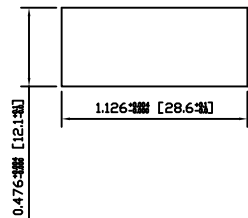
ACTUATOR:
Polyamide 6/6 (PA66), UL94 V-2

SPRING:
Steel

CONTACTS:
Silver Plated Copper

TERMINALS:
Silver Plated Copper
Silver Plated Brass

SUGGESTED PANEL CUTOUT



ACTUATOR	A	09/08/13	CAB
BODY	B	10/05/10	CAB
COLORS	A	09/08/13	CAB
MATERIALS	A	09/08/13	CAB
SPECIFICATIONS	B	10/01/27	CAB
REFERENCE	REV.	DATE	BY

THE INFORMATION CONTAINED IN THIS DOCUMENT IS PROPRIETARY TO E-SWITCH AND IS NOT TO BE COPIED OR TRANSFERRED

B	UPDATED RATING ADDING 1/3HP 125/250VAC	23174	01/19/18	MJR
A	INITIAL RELEASE	19446	11/16/10	CAB
REV.	DESCRIPTION	PCR	DATE	DRAWN BY

DIMENSIONS	
INCHES [MILLIMETERS]	
GENERAL TOLERANCES	
±0.008 [±0.2] / ±1'	
SCALE	PROJECTION
DRAWING NOT TO SCALE	1 st ANGLE

RSC441D1A2Z11			
ITEM NUMBER	DATE	REVISION	
14-RSC441D1A2Z11	NOVEMBER 16, 2010	B	